

# DO YOU HAVE AN ASH?

## ASH TREES HAVE:

### PINNATELY COMPOUND LEAVES

Odd number, usually between 5 and 11 leaflets; edges can be smooth or toothed

### OPPOSITE BRANCHING

Branches are directly across from each other and not staggered



White Ash

### OAR-SHAPED FRUITS

Called samaras, they appear in clusters and hang on the tree until late fall

**Emerald ash borer (EAB)** is an exotic insect that kills native ash trees in the *Fraxinus* genus, which includes green, white, black and blue ash.


## COMMON SIGNS OF EAB INFESTATION



Thinning canopy and top dieback




Unusual sprouts on the trunk



D-shaped exit holes through the bark




Larvae found beneath the bark



S-shaped galleries under the bark



Heavy woodpecker activity, especially in the winter



Adult EAB



Learn more & report a sighting at [Neinvasives.com](http://Neinvasives.com)